





2024 Fall Product Program Rally Activities



The GIRL SCOUTS name and mark, and all associated trademarks and logotypes, including the Trefoil Design, are owned by Girl Scouts of the USA. M2 Media Services is an official GSUSA licensee.


Embrace Possibilities with Fall Product Program

The 2024 Fall Product Program theme is “Embrace Possibility.” Girl Scouts will embrace the possibilities that come with entrepreneurship. Your troop can help Girl Scouts practice financial literacy skills and prepare for the Fall Product Program by completing the activities in this guide. So, let’s get started!




Rally Patches: GSNMT will provide this patch for Service Units and Troops at no cost. Patches will be shipped when rewards arrive. Service Units and Troops must submit the Rally Reflection form to get patches. [Click here to submit your form online.](#)

As Girl Scouts Arrive: There are two coloring sheets that Girl Scouts can color as they arrive and wait for others. For older Girl Scouts, there is a maze, connect the dots and word search to use as well. Please remember to bring markers, crayons, colored pencils, or pens/pencils for this activity. Please see the next five pages for these activities.



EMBRACE POSSIBILITY






EMBRACE POSSIBILITY

2024




HELP THE ELEPHANT GET TO THE TREE!




ASIAN ELEPHANT DOT TO DOT

Connect all the dots to see who is playing in the water.



ASIAN ELEPHANTS FACTS & FIND

Directions: Find and circle all the bold words that describe the Asian elephant in the boxes below. The words may be vertically, horizontally or diagonally placed. Then, go over what each of the words mean.



H Y X I K U A S I A S X E V Z P G W
E I Y S S E W G E S T A T I O N C G
R G C A T M W A X J F T T W V F V B
B T C P R S A L T D Y A Q U A F M D
I I A K O M B T P E W E U G S G K H
V S L S N M O P R F R D S V T K T C
O Y F F G W Q J L I F U A J Y J S T
R J C O M M U N I C A T I O N O E J
E T P L M B X Y Z G C R H E V E P W
S D S A A K P R R F I P C S F M G W
K S P H J L C O Q X B O G H Z O C Y
N D Y U E N D A N G E R E D M P H I

MATRIARCH

Is known as the dominant older female that leads the herd.

HERBIVORES

Their diet primarily consists of grasses, fruits, leaves and bark.

STRONG

They are known for their impressive strength in being able to lift and carry heavy objects.

TUSKS

These can be found on both males and females. However, they are more prominent and generally larger in males.

COMMUNICATION

They use low-frequency sound waves for communication between members of the herd and outside of the herd. These sounds can carry for distances up to 10 miles.

ASIA

The largest continent on earth and where Asian Elephants can be found.

GESTATION

They have one of the longest gestation periods among mammals. Babies develop 18 to 22 months.

CALF

A baby Asian elephant is called a calf and are cared for by their mother and the rest of the herd.

WATER

Asian elephants depend on water, often found near large sources. They consume 30 to 50 gallons daily.

ENDANGERED

Endangered due to habitat loss and ivory poaching, these elephants confront multiple survival threats.

Welcome

Start your meeting or event off with a Girl Scout opening ceremony. Welcome everyone with high energy and excitement. Begin by asking your Girl Scouts some questions:

- 1. Do you know what the MagNut Program or the Fall Product Program is?** *If they do not know, ask them if they participated in the Girl Scout Cookie Program. If they have, explain that in the fall, Girl Scouts sell candy and nuts to help their troop and the council.*
- 2. Which is their favorite candy or nut item from the program?** *If they don't have a favorite product or don't remember, you can show them a copy of the order card so they can see the items.*
- 3. Does anyone know what type of animal this is?** *Show them a picture of the Asian Elephant – pictures available on the next page. Explain that this year's Fall Product Program mascot is Marleigh, the Asian Elephant name after our 2023 top MagNut entrepreneur, Marleigh in Troop 1054 from Las Vegas, New Mexico. You can show them the order card with the plush elephant.*

End your welcome with mentioning the activities they will be doing today and how it will help them with their Fall Product Program.

Depending on your Troop or Service Unit, you can do the following activities either as a whole group or rotate through them as stations. There is no time listed since each Girl Scout group is different. We recommend making samples of the different activities to estimate the time it will take your Girl Scouts to complete.



A Silver Swirling Snow Tin Peppermint Dark Rounds
Milk chocolate with crushed peppermint in the swirls of light dark chocolate.
8 oz. 16.00



B Make New Friends Tin Milk Chocolate Mint Trefells
Twist-shaped, milk chocolate candies. No artificial flavors or dyes.
8 oz. 16.00



C Praline Pecans
Pecan halves are candied with a praline and chocolate coating.
8 oz. 12.00



D Chocolate Covered Almonds
Almonds sandwiched in milk chocolate.
8 oz. 11.00



E Whole Cashews
Our raw cashews are roasted and lightly salted.
8 oz. 11.00



F English Butter Toffee
Butter softens in milk chocolate with crushed toffee.
8 oz. 10.00



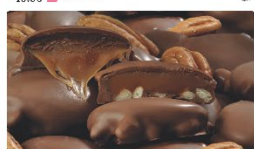
G Chocolate Covered Raisins
Raisins covered in chocolate.
8 oz. 10.00



H Dark Chocolate Sea Salt Caramels
Caramel sandwiched in dark chocolate with sea salt.
8 oz. 9.00



I Mini Oatmeal Butterflies
Mini oatmeal cookies filled with a soft toffee.
8 oz. 9.00



J Pecan Caramel Supremes
Caramel and pecans covered in milk chocolate.
8 oz. 9.00



K Cranberry Trail Mix
Candy, nuts, and dried fruit.
8 oz. 8.00



L Peanut Butter Bites
Peanut butter and chocolate.
8 oz. 7.00



M Butter Daisies
Milk chocolate daisies filled with a caramel center.
8 oz. 8.00



N Honey Jalapeno Peanuts
Honey-roasted peanuts and jalapeno-roasted peanuts.
8 oz. 8.00



O Er...
8 oz. 7.00

Q Care to Share
8 oz. 7.00

Our council will be making donations of products to help our troops. Please help us by indicating how many donations you would like to make. Thank you for your support!







Get to Know Marleigh, the Asian Elephant

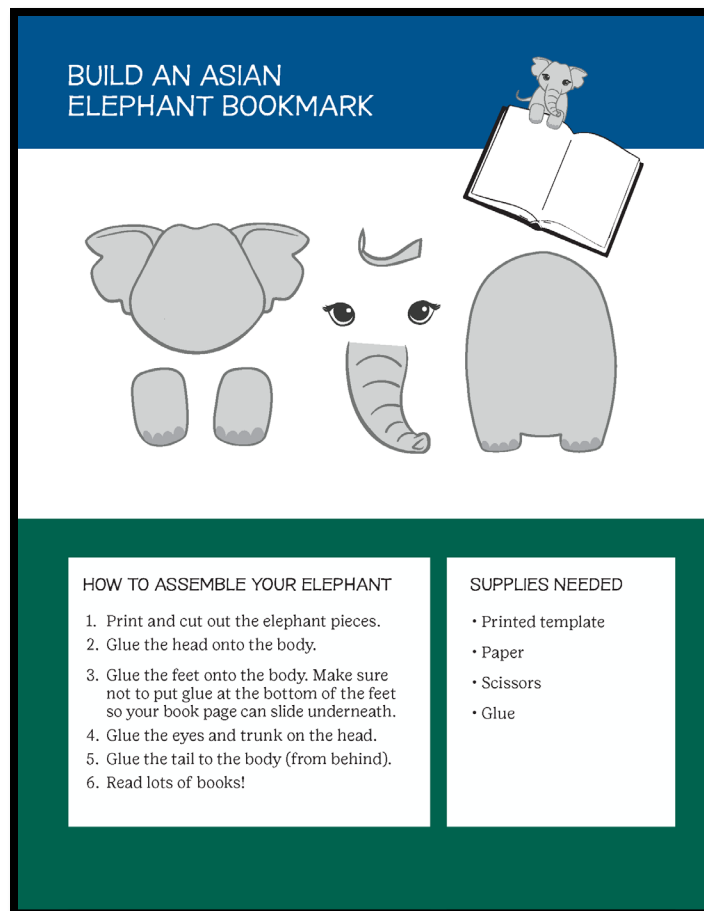
The mascot for the 2024 Fall Product Program is Marleigh, the Asian Elephant. The mascot is named after our 2023 top MagNut Entrepreneur, Marleigh in Troop 1054 from Las Vegas, New Mexico. The following activities will teach your Girl Scouts a little bit more about the Asian Elephant.

Materials:

- All About Asian Elephants fact sheet
- “How the Elephant Got It’s Trunk” from Rudyard Kipling’s *Just So Stories*”
- Build an Asian Elephant Bookmark
- Bookmark template handout
- Scissors
- Glue or Glue Stick
- Optional: googly eyes

Directions:

1. Read the All About Asian Elephants fact sheet to share facts about the Asian elephants.
2. Read “How the Elephant Got It’s Trunk” as a fun, folktale about how the elephant got its trunk. It’s a nice story about seeing the good in things and how the elephant uses its trunk.
3. Girl Scouts can make a bookmark to take home. Depending on time and Girl Scout level you may want to precut materials for younger Girl Scouts. Directions are listed on the template



All About Asian Elephants

Diet: they spend up to 19 hours a day feeding mostly on grasses. However, they also eat large amounts of tree bark, roots, leaves, and small stems. They enjoy cultivated crops such as bananas, rice, and sugarcane and always stay close to a source of water because they need to drink water at least once a day. They can consume around 300 pounds of food a day!

Characteristics: they are thick-skinned herbivores with fan-shaped ears and large trunks. Both males and females can have tusks, though not all of them develop them. Tusks tend to be smaller in Asian elephants compared to their African relatives.



Scientific name: *Elephas maximus*

Body length: 18-21 feet

Height: 6 to 12 feet tall at the shoulder

Weight: 4,400 – 12,000 pounds

Gestation period: 18-22 months

Life span: 60 to 70 years

Interesting Facts:

- The Asian elephant is the largest land mammal on the Asian continent.
- They are extremely sociable, forming groups of six to seven related females that are led by the oldest female, the matriarch.
- Elephants can use low-frequency sound waves for communication between members of the herd and individuals outside the herd and can carry these sounds for distances of up to 10 miles.
- Their trunks contain around 100,000 muscles and can be used for tasks as delicate as picking up small objects or as powerful as uprooting trees.

How the Elephant Got Its Trunk

from Rudyard Kipling's "Just So Stories"

The story goes that an "Elephant's Child" with much curiosity set out for the banks of the "great grey-green, greasy" Limpopo River to find out what the crocodile has for dinner. At this time the elephant had no trunk. Finally arriving at the river, the elephant child soon found himself in a tug-of-war for his life, as the crocodile dragged the elephant by the nose ("no bigger than a boot") and tried to pull the child into the water, where the answer to the dinner query would have been all too clear. Aided by a sympathetic "Bi-colored-Python-Rock-Snake," the elephant, after a tremendous struggle, freed himself.

Then the Elephant's child sat down hard and sudden; but first he was careful to say "Thank you" to the Bi-colored-Python-Rock-Snake; and next he was kind to his poor pulled nose, and wrapped it up in cool banana leaves, and hung it in the great grey-green, greasy Limpopo to cool.

"What are you doing that for?" said the Bi-Colored-Python-Rock-Snake.

"Scuse me," said the Elephant's Child, "but my nose is badly out of shape and I am waiting for it to shrink."

"Then you will have to wait a long time," said the Bi-Colored-Python-Rock-Snake. "Some people do not know what is good for them."

The Elephant's Child sat there for three days waiting for his nose to shrink. But it never grew any shorter, and, besides, it made him squint. For, O Best Beloved, you will see and understand that the Crocodile had pulled it out into a really truly trunk same as all elephants have today.

At the end of the third day a fly came and bit him on the shoulder, and before he knew what he was doing he lifted up his trunk and hit the fly dead with the end of it.

"Vantage number one!" said the Bi-Colored-Python-Rock-Snake. "You couldn't have done that with a mere-smear nose. Try and eat a little now."

Before he thought what he was doing, the Elephant's Child put out his trunk and plucked a large bundle of grass, dusted it clean against his fore-legs, and stuffed it into his own mouth.

"Vantage number two!" said the Bi-Colored-Python-Rock-Snake. "You couldn't have done that with a mere-smear nose. Don't you think the sun is very hot here?"

"It is," said the Elephant's Child, and before he thought what he was doing, he schlooped up a schloop of mud from the banks of the great grey-green greasy Limpopo, and slapped it on his head, where it made a cool schloopy-sloshy mud-cap all trickly behinds his ears.

“Vantage number three!” said the Bi-Colored-Python-Rock-Snake. “You couldn’t have done that with a mere-smear nose. As a matter of fact, I think you will find your new nose much more useful than your old mere-smear nose. Perhaps you should go home and show your new nose to your dear family.”

So the Elephant’s Child went home across Africa frisking and whisking his trunk. When he wanted fruit to eat he pulled fruit down from a tree, instead of waiting for it to fall as he used to do. When he wanted grass he plucked grass up from the ground, instead of going to his knees as he used to do. When the flies bit him he broke off a branch of a tree and used it as a fly-whisk; and he made himself a new, cool, slushy-squishy mud-cap whenever the sun was hot. When he felt lonely walking through Africa he sang to himself down his trunk, and the noise was louder than several brass bands.

At last the Elephant’s Child returned home to his dear family and revealed his marvelous new nose to them.



“It looks very ugly,” said his Giant, Hairy Uncle.

“It does,” said the Elephant’s Child. “But it is very useful.” and he reached up into the tall tree and plucked the juicy fruit that his Giant, Hairy Uncle had been patiently waiting to fall. Handing the fruit to his uncle, the Elephant’s Child asked, “What do you think of my ugly nose now?”

“I think that we must not be so quick to judge what we see as strange and ugly,” said the Giant, Hairy Uncle. “Because it is different does not mean it is not useful and in its own way wonderful and beautiful. All of us have our own purpose that makes us special and permits us to do something different than anybody else. That doesn’t make us better or worse, just different; and we must learn to appreciate each other for what we are.”

“Wise words,” said the Bi-Colored-Python-Rock-Snake, who had slithered along after the Elephant’s Child to see how he got along with his new nose. “Wise words indeed!”

BUILD AN ASIAN ELEPHANT BOOKMARK



HOW TO ASSEMBLE YOUR ELEPHANT

1. Print and cut out the elephant pieces.
2. Glue the head onto the body.
3. Glue the feet onto the body. Make sure not to put glue at the bottom of the feet so your book page can slide underneath.
4. Glue the eyes and trunk on the head.
5. Glue the tail to the body (from behind).
6. Read lots of books!

SUPPLIES NEEDED

- Printed template
- Paper
- Scissors
- Glue

Product Knowledge

This is a time for Girl Scouts to learn about the products customers can purchase this fall.

Materials:

- Order Cards for Girl Scouts to review
- Magazines
- Pictures of Bark Box, tumblers, and personalized products on the next pages

Directions:

1. Share with the Girl Scouts the products available this fall. Explain that the 12 items on the order card will be delivered in November for them to take to customers. Share some details about each item and give them examples of how to promote the items. For example, if they know someone who likes gummy bears they will like the mini gummi butterflies.
2. Show Girl Scouts a magazine and explain that customers can purchase magazine subscriptions online when they create an online storefront with their caregivers. Encourage them to see the magazines available after they create their online storefront. They can let customers know which magazines are available so if they know someone who likes to quilt there is a quilting magazine.
3. Show Girl Scouts pictures of the online products: tumblers, Bark Boxes, personalized items. Let them know customers can purchase these items online and have them directly shipped to them. Encourage them to ask people who are sports fans to order their sports team tumblers. Or they can share with dog owners that there are Girl Scout Bark Boxes available to purchase.





Michael Allen

Michael Allen

Grandma's Love



Gracie, Emma and Maggie



Goal Setting and Decision Making Activity




How do you climb an elephant? Step by step, inch by inch. This activity will teach Girl Scouts how to set a goal and help them with a plan on how to reach that goal.

Materials:

- Order Cards for Girl Scouts to review
- Goal-ephant sheets for each Girl Scouts
- Pens or Markers

Directions:

1. Start the conversation with your Girl Scouts by asking them if they know what a goal is? Allow the Girl Scouts to share their definitions but if they need help, here is a simple definition: **A goal is something you want to be, want to have, or want to do.**
2. Share the reward line up with Girl Scouts. Explain how Girl Scouts can earn the rewards by selling a number of items during the program. Encourage them to set a goal with their caregivers.
3. Next ask your Girl Scouts how they would climb an elephant? Allow them to give their ideas and use their ideas to create a plan for them. Share their plan and let them know they created a plan to reach the top of the elephant. Share with them that by making a plan they can reach their goals. They can do the same thing to earn the reward they want during the Fall Program.
4. If your troop participated in the cookie program, ask them what they did to sell cookies. What did they do to reach their goal in the cookie program. Did they ask their teacher? Did their parents share on social media about the cookie program? Share that they can do some of those things to reach their goal for the Fall Product Program.
5. Share the Goal-ephant sheet with each Girl Scouts. Review the directions on the bottom of the page. Let your Girl Scouts know that you'll help them write down a few steps but they can finish with their caregivers. *They should complete this activity with a caregiver so families know how they can support their Girl Scout with the Fall Product Program. Be sure to share how this activity will help Girl Scouts with caregivers so families can complete together.*
6. If your Girl Scouts need help coming up with ideas you can share the list of tips to reach goals with the Fall Product Program.
7. *If you would like less steps for younger Girl Scouts, you can use the blank Goal-ephant sheet to create your own number of steps.*




GOAL-EPHANT

GOAL:

DUE DATE:

PRIZE WHEN I ACHIEVE GOAL:



TO USE:


1. BREAK YOUR GOAL INTO TINY ACTION STEPS.
2. ADD A STEP TO EACH SECTION OF THE GOAL-EPHANT.
3. AS YOU FINISH EACH STEP, CELEBRATE BY COLORING IN THAT SECTION OF THE GOAL-EPHANT!

GOAL-EPHANT

GOAL: Sell 40 Items

DUE DATE: 10-24-2024

PRIZE WHEN I ACHIEVE GOAL: Small Elephant Plush



TO USE:


1. Break your goal into tiny action steps.
2. Add a step to each section of the Goal-Ephant.
3. As you finish each step, celebrate by coloring in that section of the Goal-Ephant!

GOAL-EPHANT

GOAL:

DUE DATE:

PRIZE WHEN I ACHIEVE GOAL:



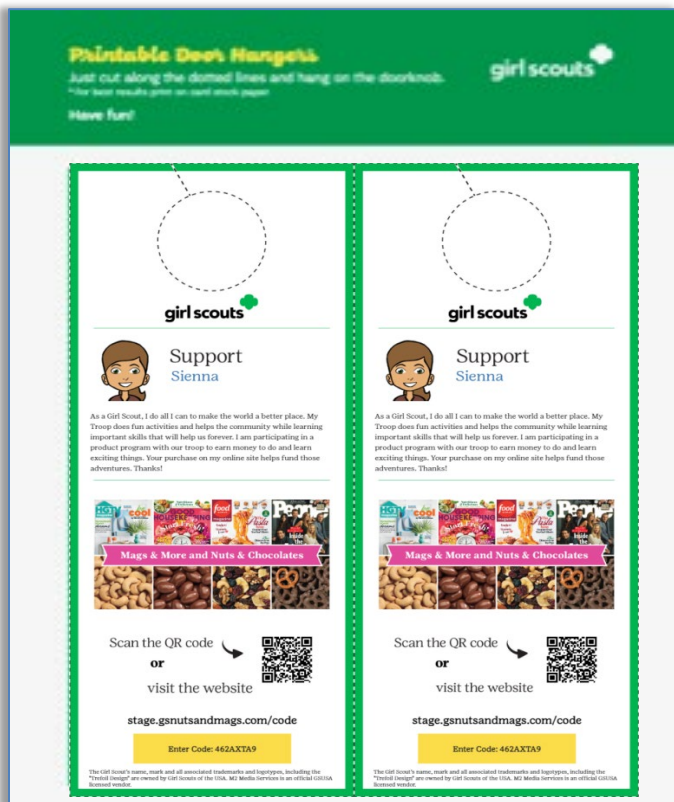
TO USE:

1. BREAK YOUR GOAL INTO TINY ACTION STEPS & SEPARATE YOUR ELEPHANT INTO SECTIONS.
2. ADD A STEP TO EACH SECTION OF THE GOAL-EPHANT.
3. AS YOU FINISH EACH STEP, CELEBRATE BY COLORING IN THAT SECTION OF THE GOAL-EPHANT!

Tips to Reach Goals with the Fall Product Program

Looking for ways to help your Girl Scout reach their goals in the Fall Product Program, use some of these tips to help your Girl Scout.

- Created avatar with online system
- Record a message for avatar
- Set goal on the online system
- Send 18 emails with online system
- Make a video to promote goal and the items customers can purchase to share on social media
- Make a customer list
- Reach back out to customers from the cookie program
- Shared online storefront on social media
- Shared online storefront by text
- Ask at least (insert a number) people to support by troop by buying an item
- Call family and friends to support my troop by buying an item
- Make a video about my troop's Hometown Hero organization
- Ask caregivers to share my business card with co-workers
- Handout door hangers around neighborhood
- Make a sales poster
- Sell a magazine
- Sell a Care to Share item
- Sell a personalized item
- Sell a Tarvis Tumble
- Sell a Bark Box



Closing

Thank your Girl Scouts for attending. Let your Girl Scouts know that by participating in the MagNut Mania Rally they are entered for a chance to win the giant Marleigh, the Asian elephant plush and they will get a Rally Patch when the rewards arrive in the winter. End with a Girl Scout Closing Ceremony.

Full Materials List

- Crayons/markers/colored pencils
- Scissors
- Glue or Glue Sticks
- Optional: googly eyes
- Order Cards for Girl Scouts to review
- Magazines
- Pens/Pencils